

6 FULLER DRIVE MADISON, WI 53704
(608) 241-2967 P (608) 241-0083 F
TZOFMADISON.COM

Spring 2011

NARI
Remodeled
Homes Tour
Sunday,
June 5, 2011
9:30am-4:30pm
Tickets are
\$10.00 and can
be purchased at
all tour sites.
Tour maps are
available at
narimadison.org.




If you would like
a complimentary
ticket to the Tour,
please call the TZ
office, 241-2967.

NARI Remodeled Homes Tour Set for June 5

In the last edition of the TZ newsletter, you read all about the very special kitchen project that TZ did this winter. A crowded, closed-off kitchen area was just begging to be allowed to bloom. With some creative thinking (and removal of an interior wall), this space was reborn!

This kitchen project will be the featured TZ of Madison site on the NARI Remodeled Homes Tour set for June 5, 2011. There are 10 sites on the Tour this year. A map of the tour sites can be found at narimadison.org.

Since our last newsletter this kitchen project has also been featured by Bella Domicile in Signature Kitchens and Baths magazine. Now is your chance to see this cheery kitchen for yourself. Come see this beautiful makeover on June 5.



A Man and His Dog

Many of you know that when Larry comes to your home his faithful sidekick, Captain will most likely be waiting for him in the truck. Since Captain is such a presence in our company and to our customers, we decided to create Captain's

Corner—a new little nugget for our newsletter. Captain's Corner will feature little facts, FYI's and tidbits about TZ or the Madison remodeling market. Nothing fancy, just a small way to get our adorable mascot's mug out

there to our TZ friends. So along with our recipe section, keep an eye out—Captain may come by to say "Hi!"



Why Insulate?

by Gary Rockweiler, Rockweiler Insulation, Inc.



Captain's Corner

Last year over 70% of TZ home improvement projects involved improving energy efficiency. These homeowners know that it pays to save energy and reduce your carbon footprint.

What if you could drive your house up to an "energy fuel pump" and it would be easy to tell how many "miles per gallon" your house used in energy? Would you be satisfied to have a "gas-guzzler" home with little insulation and lots of air leaks? Or would you make some improvements so that your house was more energy-efficient and got many more "miles per gallon"?

Whether you are building a new home or retrofitting your existing home, investing in insulation is the single-most cost-effective way for a homeowner to save money on their future energy costs. Think upgrading your home's insulation only matters during winter months? Think again. Your home uses energy all year – during cooling season as well as heating season.

Here are some benefits to insulating your home:

- **Greater comfort year-round.** If you have central-air, your energy costs in

the summer can be lowered with insulation improvements.

- **Even temperature distribution.**
- **Improved acoustics.**
- **Better moisture control,** which can reduce floor squeaks, drywall cracks, structure damage and condensation
- **Potential for increased resale value.** Installing proper insulation levels can also make your home more attractive to potential buyers. In fact, most buyers list energy-efficiency as a prime consideration. The reason? Buyers know they can buy a more expensive home if heating and cooling bills can be kept down.
- **A more environmentally-friendly home** that uses fewer of the earth's resources
- **Lower energy bills.** Especially if you are retrofitting an existing home – you will notice a difference right away!

Home Performance with ENERGY STAR estimates a homeowner can save up

to 20% on heating and cooling costs by air sealing and insulating. Sealing air leaks, especially in the attic, is the most cost-effective way to improve energy efficiency and comfort.

So how can you get started? Contact a qualified insulation contractor. A professional insulation contractor is trained in finding common air leaks in a home and making sure all of those air leaks are sealed, which combined with thermal insulation will minimize energy loss from your attic. Make sure the contractor comes to your house and looks in your attic. After the home visit, you should receive a proposal with a description of what areas will be addressed in your attic and the R-Value that will be achieved upon completion of the job.

Get on the road to lower energy bills and increased savings. Moving your home away from the "gas guzzler" category can be done any time of the year,

From the kitchen of Karen Z. Taff. This simple, yet decadent dessert is a sure crowd pleaser and a lovely way to consume all the rhubarb we find ourselves with during the summer. Enjoy!

Strawberry Rhubarb Custard

1 pkg. white cake mix

4 c. strawberries or 3 c. rhubarb or combination of both

1 c. sugar (or Splenda)

2 c. heavy whipping cream (un-whipped)

1. Prepare cake mix as directed. Pour into 9x13 baking pan.
2. Slice fruits and arrange evenly over top of cake batter.
3. Sprinkle sugar and whipping cream evenly over all.
4. Bake at 350 degrees for 55 minutes. Cake should be loose and custard-like. Do not over bake.

Serve warm or cold. Refrigerate any leftovers. Recipe can easily be halved for a 8x8 pan.